







REGION: DAR ES SALAAM		ST. CLARE MAGOLE				DISTRICT: DCC																		
SCHOOL INDIVIDUAL PERFORMANCE ANALYSIS																								
SCHOOL AVERAGE		34.1		CATEGORY		BELOW 40		GRADE		B														
GRADE/MARKS			GRADE ANALYSIS VS PERCENTAGE																					
		MATH		KISW		ENG		SCI		SST		CME												
A [41 - 50]	6	33%	10	56%	12	67%	0	0%	0	0%	1	6%												
B [31 - 40]	7	39%	7	39%	6	33%	4	22%	8	44%	11	61%												
C [21 - 30]	5	28%	1	6%	0	0%	10	56%	9	50%	5	28%												
D [11 - 20]	0	0%	0	0%	0	0%	4	22%	1	6%	1	6%												
E [01 - 10]	0	0%	0	0%	0	0%	0	0%	0	0%	0	0%												
SUBJECT RANKING				OVERALL GRADE ANALYSIS																				
ENGLISH	41.9	84%	1	GRADES		BOYS		GIRLS		TOTAL		PASS%												
KISWAHILI	39.1	78%	2	A [41 - 50]		0		1		1		6%												
MATHEMATICS	36.3	73%	3	B [31 - 40]		5		8		13		72%												
CIVIC AND MORAL EDUCATION	33.7	67%	4	C [21 - 30]		1		3		4		22%												
SOCIAL STUDIES	29.6	59%	5	D [11 - 20]		0		0		0		0%												
SCIENCE	24.2	48%	6	E[01 - 10]		0		0		0		0%												
SAT	18		100%		<table border="1"> <tr> <td colspan="4">PASS % BY SEX</td> </tr> <tr> <td colspan="2">6</td> <td colspan="2">12</td> </tr> <tr> <td></td> <td>33%</td> <td></td> <td>67%</td> </tr> </table>								PASS % BY SEX				6		12			33%		67%
PASS % BY SEX																								
6		12																						
	33%		67%																					
ABSENTEES	0		0%																					
PASSED	18		100%																					
FAILED	0		0%																					

NO	NAME	SEX	MATH		KISW		ENG		SCI		SST		CME		TOTAL	AVG	GRADE	POS
1	REYNA MAXIMILLIAN MAKUNGU	F	47	A	41	A	48	A	38	B	40	B	39	B	253	42.2	A	1
2	MARYGORRETH YUSUPH NDANDALA	F	44	A	41	A	45	A	31	B	36	B	40	B	237	39.5	B	2
3	ELIA EZEKIEL MLEGA	M	41	A	46	A	43	A	24	C	35	B	39	B	228	38.0	B	3
4	OCTAVIA ZEBEDAYO MHELELA	F	29	C	42	A	45	A	33	B	36	B	38	B	223	37.2	B	4
5	VICTORIA BERNARD CHACHA	F	46	A	39	B	44	A	25	C	30	C	37	B	221	36.8	B	5
6	DOREEN AYUBU KAYEMBA	F	31	B	45	A	44	A	25	C	31	B	43	A	219	36.5	B	6
7	YULITHER SIXBERT SALVATORY	F	43	A	38	B	41	A	27	C	32	B	37	B	218	36.3	B	7
8	FEISAL SHUKURU MSENDA	M	36	B	45	A	42	A	23	C	32	B	35	B	213	35.5	B	8
9	BARAKA SEBASTIAN RUTEMBEKA	M	36	B	43	A	45	A	23	C	28	C	37	B	212	35.3	B	9
10	SOPHIA BAINOMUGISHA RAPHAEL	F	34	B	39	B	40	B	31	B	28	C	39	B	211	35.2	B	10
11	MARIANA BENEDICT NYAMATARI	F	44	A	38	B	45	A	26	C	30	C	24	C	207	34.5	B	11
12	BRIAN PHILIMON MBWANI	M	40	B	41	A	32	B	20	D	31	B	29	C	193	32.2	B	12
13	MACK ERASTO NDIMBO	M	36	B	27	C	46	A	22	C	23	C	35	B	189	31.5	B	13.5
14	ANNE ALEX KIMARIO	F	40	B	32	B	37	B	23	C	24	C	33	B	189	31.5	B	13.5
15	JANEROZA EGBERT KARUGABA	F	24	C	33	B	45	A	17	D	30	C	29	C	178	29.7	C	15
16	JACKLINE JUMA WAMBURA	F	27	C	41	A	39	B	21	C	21	C	28	C	177	29.5	C	16
17	BRIGHTON PHILIMON MBWANI	M	25	C	41	A	40	B	14	D	26	C	26	C	172	28.7	C	17
18	GLADNESS GODWIN LUKENSA	F	30	C	31	B	34	B	12	D	20	D	18	D	145	24.2	C	18